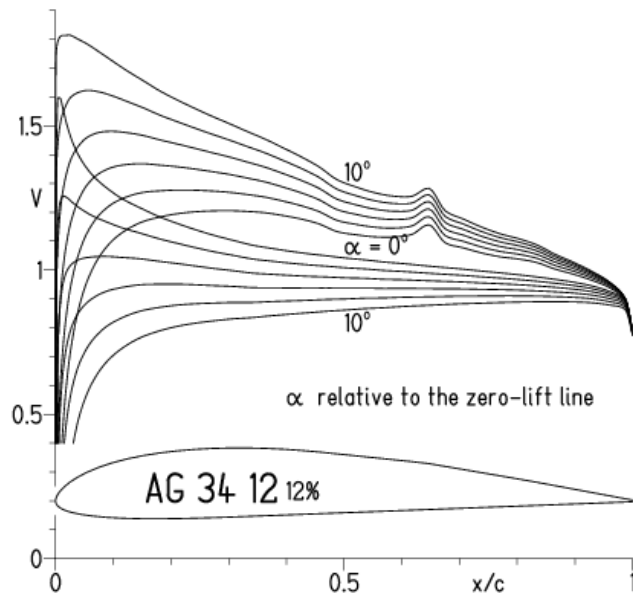


AG 34- Profilpolaren, 3,2/12

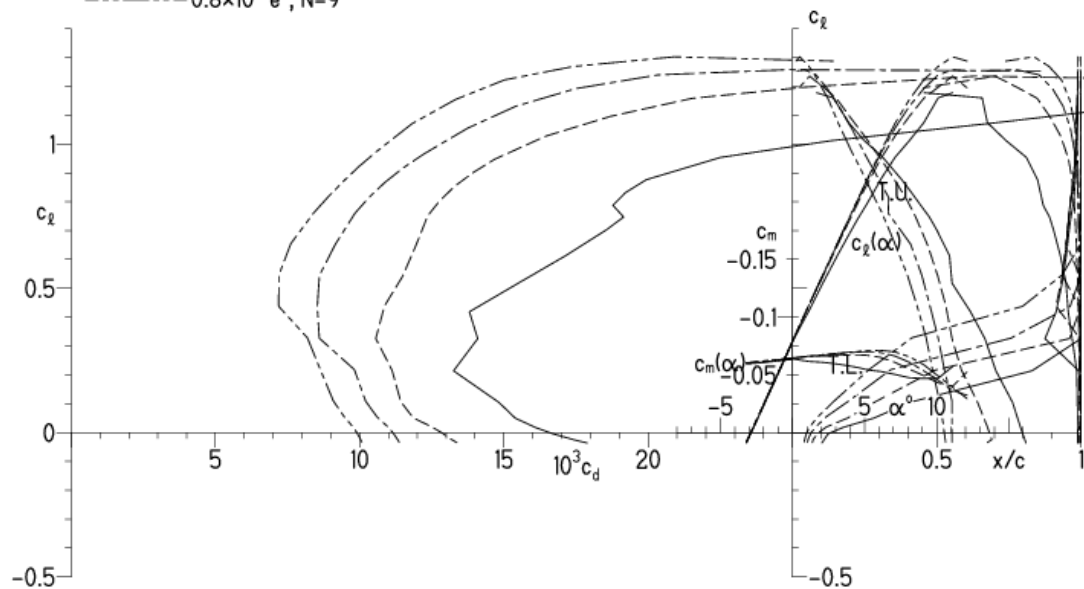
EPPLER 2005 V. 8.5.07 RUN 1.6.20 11:41



EPPLER 2005 V. 8.5.07 RUN 1.6.20 11:41

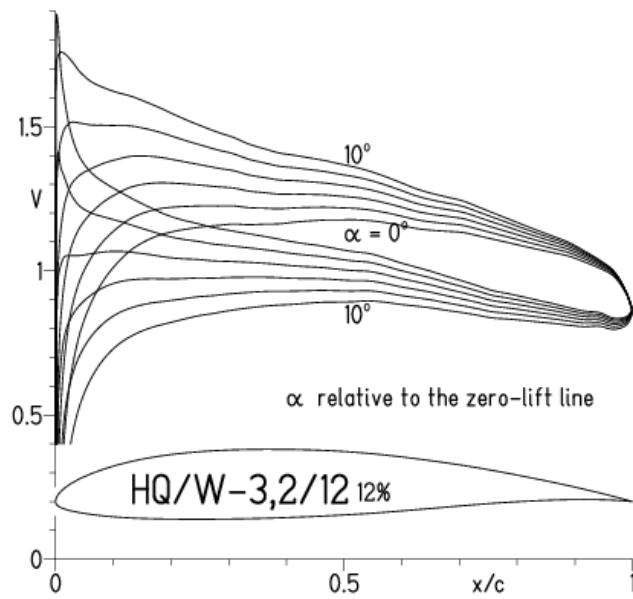
AG 34 12 12%

- $Re = 0.1 \times 10^6$, $N=9$
- - - 0.2×10^6 , $N=9$
- - - 0.4×10^6 , $N=9$
- - - 0.8×10^6 , $N=9$



HQ/W-3,2/12, Profilpolaren

EPPLER 2005 V. 8.5.07 RUN 1.6.20 11:57



EPPLER 2005 V. 8.5.07 RUN 1.6.20 11:5

HQ/W-3,2/12 12%

- $Re = 0.1 \times 10^6$ e^N, N=9
- - - 0.2×10^6 e^N, N=9
- · - 0.4×10^6 e^N, N=9
- - - 0.8×10^6 e^N, N=9

